



---

**ZERA**

**WMx000U**  
**Product Catalogue**

Doc.No: 100352718  
Version from: 01.07.2024

---

---

**Device**



**Voltage Transformer Measuring Unit WM3000U (19" Slip-in Unit)**

Inclusive adjustment and factory calibration for one mains frequency.

Ord.No. **1016736xx**

Calibration	Ord.No.
Factory 50 Hz	xx → 00
Factory 60 Hz	xx → 01
DAkKS 50 Hz	xx → 02
DAkKS 60 Hz	xx → 03

The Voltage Transformer Measuring Unit WM3000U is a high-precision comparator unit for comparing the secondary signal from transformer under test with a reference signal supplied by a standard voltage transformer.

Operation will be performed via integrated 10.1" touch screen or externally via interface.

The unit is able to test the following types of CTs:

- VTs, acc. IEC61869-1/3 and ANSI/IEEE C57.13
- VTs with DC output, acc. IEC61869-15 (optional)
- EVTs (acc. IEC61869-7),
- LPVTs (acc. IEC61869-11) and digital information of non-conventional transformers (acc. IEC61850-9-2)



**Voltage Transformer Measuring Unit WM1000U (19" Slip-in Unit)**

Inclusive adjustment and factory calibration for one mains frequency.

Ord.No. **1016737xx**

Calibration	Ord.No.
Factory 50 Hz	xx → 00
Factory 60 Hz	xx → 01
DAkKS 50 Hz	xx → 02
DAkKS 60 Hz	xx → 03

The Voltage Transformer Measuring Unit WM1000U is a high-precision comparator unit for comparing the secondary signal from transformer under test with a reference signal supplied by a standard voltage transformer.

Operation will be performed via integrated 10.1" touch screen or externally via interface.

The unit is able to test

- VTs (acc. IEC61869-1/3 and ANSI/IEEE C57.13).

## Power Cords



### Power cord "Class I grounded plug type E/F to IEC 60320 C13", 2.5 m

For supply via power socket.

- 1x class I grounded plug type E/F (CEE 7/7), straight
- 1x socket IEC 60320 C13

Ord.No.

M00481006



### Power cord "Plug type D (BS 546) to IEC 60320 C13", 1.8 m

For supply via power socket.

- 1x Plug type D (BS 546)
- 1x socket IEC 60320 C13

Ord.No.

100929900



### Power cord "Plug type B to IEC 60320 C13", 2.5 m

For supply via power socket.

- 1x plug type B
- 1x socket IEC 60320 C13

Ord.No.

X00006459



### Power cord "Plug type I to IEC 60320 C13", 2.5 m

For supply via power socket.

- 1x plug type I (AS/NZS 3112, 3-pin)
- 1x socket IEC 60320 C13

Ord.No.

X00006460



### Power cord "Plug type H" to IEC 60320 C13", 1.8 m

For supply via power socket.

- 1x Plug type H
- 1x socket IEC 60320 C13

Ord.No.

100929903



**Power cord “Plug type G (BS 1363)  
to IEC 60320 C13“, 2.5 m**

For supply via power socket.

- 1x Plug type G (BS 1363)
- 1x socket IEC 60320 C13

Ord.No. **X00009832**

## Current and Voltage Cables (see also Special Accessories)



**Laboratory cable with stackable plug, black, 2.0 m**  
Measurement category III (CAT III).  
• 2x stackable 4 mm plugs with rigid insulating sleeve  
• Lead cross section: 2.5 qmm

Ord.No. **X00006910**



**Laboratory cable with stackable plug,  
yellow/green, 2.0 m**  
Measurement category III (CAT III).  
• 2x stackable 4 mm plugs with rigid insulating sleeve  
• Lead cross section: 2.5 qmm

Ord.No. **100804900**

## Software



**CheckCon 4 inclusive WIBU-Key**  
Database based control and visualization software for  
Transformer Measuring Unit WM3000I/WM1000I and  
WM3000U/WM1000U incl. transformer type definition  
tables,  
testing procedures, automatic evaluation based on  
predefined error limits, error compensation of reference  
transformer and recording of measured values.

Ord.No. **101422601**



**Option: DC measurement mode for WM3000U**  
The Measuring Bridges for Voltage Transformers  
WM3000U will be upgraded to measure DC signals  
Inclusive factory calibration.

Ord.No. **100078880**

## Transport (see also Special Accessories)



### Transport Case 1 with wheels for COM500x; WM3000; WM1000

Ord.No. **100023908**

Ultra High Impact Copolymer Polypropylene case with  
inlet from rigid foam, designed for

- 1 Instrument
- Accessories

Overall dimensions:

80,8 cm x 58,7 cm x 48,4 cm (H x W x D)

*Please clarify whether the case size is suitable  
for the ordered accessories.*

## Standard Accessories (see also Special Accessories)



### Mouse Dell MS111 USB connection

Ord.No. **100847000**



### Connection Adapter CA500

To connect EVT/ECTs according IEC61869-7/8  
or IEC60044-7/8 via Twin-BNC, BNC and RJ45.  
With selector switch 1 GOhm/2 MOhm and 10 pF/100 pF.

Ord.No. **101506000**



### Dell-Keyboard, (QWERTY)

- USA/Europe keyboard layout
- USB connection

Ord.No. **100846600**



### Dell-Keyboard, (QWERTZ)

- German keyboard layout
- USB connection


Ord.No. **100846700**

**Patch cable RJ45, 1 m**Ord.No. **100161606****Patch cable RJ45, 3 m**Ord.No. **100161607****Patch cable RJ45, 5 m**Ord.No. **100161603****Media converter 100Base-TX to 100Base-FX**

- RJ45 to fiber optic cable, multimode
- 71 x 26 x 94 mm
- with power supply

*Note when using with WM3000 / WM1000:*

You need two converters, two patch cables and one bipolar optical fibre cable for the connection to PC and WM3000 / WM1000.

Ord.No. **100720801****Optical fibre cable, 5 m, bipolar**

- OM2 fibre
- Colour: orange

Ord.No. **100720750**



**Set - Fuse 1,6 A / time-lag Type**  
10 pcs.

Ord.No. **101393500**

## Documentation



**Complete Documentation**  
as pdf files on USB flash drive

Ord.No. **100090716**

## Special Accessories (General)



**WM1000 / WM3000 Kit**  
Rebuild in desktop unit

Ord.No. **100783100**

## Readjustment (for Service)



**Adjustment of WM3000U**

Ord.No. **101049001**

*Note:* Calibration and Calibration report  
are not included.

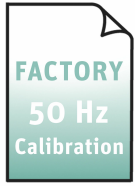


**Adjustment of WM1000U**

Ord.No. **101049003**

*Note:* Calibration and Calibration report  
are not included.

## Calibration (for Service)

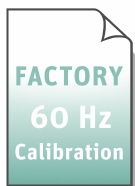


**Factory Calibration for WM3000U, 50 Hz**  
incl. ZERA calibration report.

Ord.No. **100519762**

**Load points according to ZERA regulations.**  
Summary of used load points  
can be downloaded at [www.zera.de](http://www.zera.de).

Additional load points are subject to charges.

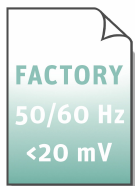


**Factory Calibration for WM3000U, 60 Hz**  
incl. ZERA calibration report.

Ord.No. **100519764**

**Load points according to ZERA regulations.**  
Summary of used load points  
can be downloaded at [www.zera.de](http://www.zera.de).

Additional load points are subject to charges.



**Factory Calibration of voltage range  
< 20 mV for WM3000U, 50 Hz / 60 Hz**  
incl. ZERA calibration report.

Ord.No. **101242344**

**Load points according to ZERA regulations.**  
Summary of used load points  
can be downloaded at [www.zera.de](http://www.zera.de).



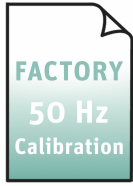
**Factory calibration of DC measurement mode for  
WM3000U**  
incl. ZERA calibration report.

Ord.No. **101242333**

**Load points according to ZERA regulations.**  
Summary of used load points  
can be downloaded at [www.zera.de](http://www.zera.de).

Additional load points are subject to charges.



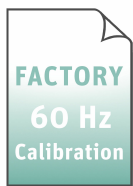


**Factory Calibration for WM1000U, 50 Hz**  
incl. ZERA calibration report.

Ord.No. **101045252**

**Load points according to ZERA regulations.**  
Summary of used load points  
can be downloaded at [www.zera.de](http://www.zera.de).

Additional load points are subject to charges.

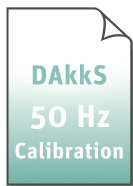


**Factory Calibration for WM1000U, 60 Hz**  
incl. ZERA calibration report.

Ord.No. **101045253**

**Load points according to ZERA regulations.**  
Summary of used load points  
can be downloaded at [www.zera.de](http://www.zera.de).

Additional load points are subject to charges.

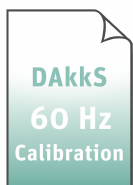


**DAkkS/DKD Calibration WM3000U, 50 Hz**  
for conventional instrument transformer (VTs) and  
sensors (EVTs) acc. IEC 61869-1, -3, -7  
(old: IEC 60044-2, -7), incl. DAkkS/DKD calibration  
certificate acc. IEC 17025

Ord.No. **100519641**

**Load points according to ZERA regulations.**  
Summary of used load points  
can be downloaded at [www.zera.de](http://www.zera.de).

Additional load points are subject to charges.



**DAkkS/DKD Calibration WM3000U, 60 Hz**  
for conventional instrument transformer (VTs) and  
sensors (EVTs) acc. IEC 61869-1, -3, -7  
(old: IEC 60044-2, -7), incl. DAkkS/DKD calibration  
certificate acc. IEC 17025

Ord.No. **100519643**

**Load points according to ZERA regulations.**  
Summary of used load points  
can be downloaded at [www.zera.de](http://www.zera.de).

Additional load points are subject to charges.



**DAKKS/DKD Calibration WM1000U, 50 Hz**  
for conventional instrument transformers (VTs)  
acc. IEC61869-1, -3 (old IEC 60044-2)  
incl. DAKKS/DKD calibration certificate acc. IEC 17025

Ord.No. **101045352**

**Load points according to ZERA regulations.**  
Summary of used load points  
can be downloaded at [www.zera.de](http://www.zera.de).

Additional load points are subject to charges.



**DAKKS/DKD Calibration WM1000U, 60 Hz**  
for conventional instrument transformer (VTs)  
acc. IEC61869-1, -3 (old: IEC 60044-2)  
incl. DAKKS/DKD calibration certificate acc. IEC 17025

Ord.No. **101045353**

**Load points according to ZERA regulations.**  
Summary of used load points  
can be downloaded at [www.zera.de](http://www.zera.de).

Additional load points are subject to charges.

---

ZERA GmbH  
Humboldtstrasse 2a  
D-53639 Koenigswinter  
Phone: +49 (0)2244 9277-0  
E-Mail: [zera@zera.de](mailto:zera@zera.de)  
Internet: [www.zera.de](http://www.zera.de)  
Managing Director: Horst Wächter  
Headquarter: Königswinter

---

Commerzbank Bonn  
IBAN: DE29 3804 0007 0113 3131 00  
SWIFT (BIC): COBADEFF380

Kreissparkasse Köln  
IBAN: DE15 3705 0299 0001 0784 92  
SWIFT (BIC): COKSDE33

HRB 7073 Siegburg  
VAT-IdNo. DE 218 515 479  
WEEE-Reg.Nr. DE 53879641

---

## Notes on using the product catalogue

When ordering, always state the order number.

Pictures can differ from original product.

We follow ZVEI terms of delivery, see on [www.zera.de](http://www.zera.de)