



ZERA

Standard MTS

Product Catalogue

Doc.No: 100352701
Version from: 01.07.2024

Device



Standard Meter Test System for 10 Positions – Premium Communication –

Ord.No. **101648100**

This predefined, standardized meter test system is suitable for testing metrology and communication of the meter. Using the digital measuring system of the STM6000 series the highest level of data communication test of a Smart Meter is possible.

The offered system consists the following components

Number of test positions

- 10 measuring stations (1 test table)

Mechanical part

- TK325 scanning head with scanning head suspension – advanced
- TK2020-02 infrared scanning head
- Quick connecting device 60 A
- Set meter suspension and connection via free wiring

Measuring system

- STM6000 digital measuring system with CR2020 basic interface

Calibration

- Factory calibration , 50 Hz or 60 Hz
- DAkkS calibration , 50 Hz or 60 Hz (**optional**)

Other components

- EPZ303, Reference Meter
- FG301, Frequency Generator
- VI222, Current Amplifier 3x
- VU221, Voltage Amplifier
- ICT123, Isolating Current Transformer
- PC incl. WinSAM test software and 24" monitor.
- DLMS license (**optional on request**)
- Test case accord. to FNN guideline (**license, optional on request**)
- DTS100 Mobile Computer and Scanner (**optional**)
- Security package (**optional**)

A detailed description of the individual components can be found at www.zera.de.



Standard Meter Test System for 20 Positions – Premium Communication –

Ord.No. **101655700**

This predefined, standardized meter test system is suitable for testing metrology and communication of the meter. Using the digital measuring system of the STM6000 series the highest level of data communication test of a Smart Meter is possible.

The offered system consists the following components

Number of test positions

- 20 measuring stations (2 test tables)

Mechanical part

- TK325 scanning head with scanning head suspension – advanced
- TK2020-02 infrared scanning head
- Quick connecting device 60 A
- Set meter suspension and connection via free wiring

Measuring system

- STM6000 digital measuring system with CR2020 basic interface

Calibration

- Factory calibration , 50 Hz or 60 Hz
- DAkkS calibration , 50 Hz or 60 Hz (**optional**)

Other components

- EPZ303, Reference Meter
- FG301, Frequency Generator
- VI202, Current Amplifier 3x
- VU221, Voltage Amplifier
- ICT123, Isolating Current Transformer
- PC incl. WinSAM test software and 24" monitor.
- DLMS license (**optional on request**)
- Test case accord. to FNN guideline (**license, optional on request**)
- DTS100 Mobile Computer and Scanner (**optional**)
- Security package (**optional**)

A detailed description of the individual components can be found at www.zera.de.



Standard Meter Test System for 10 Positions – Advanced Communication –

Ord.No. **101641900**

This predefined, standardized meter test system is suitable for testing metrology and communication of the meter. Using additional interfaces an advanced data communication test of a Smart Meter is possible.

The offered system consists the following components

Number of test positions

- 10 measuring stations (1 test table)

Mechanical part

- TK325 scanning head with scanning head suspension – advanced
- CA2000 Communication adapter
- Quick connecting device 60 A
- Set meter suspension and connection via free wiring

Measuring system

- STM4000 digital measuring system with SCR4000 stationary control unit

Calibration

- Factory calibration , 50 Hz or 60 Hz
- DAkkS calibration , 50 Hz or 60 Hz (**optional**)

Other components

- EPZ303, Reference Meter
- FG301, Frequency Generator
- VI222, Current Amplifier 3x
- VU221, Voltage Amplifier
- ICT123, Isolating Current Transformer
- PC incl. WinSAM test software and 24" monitor.
- DLMS license (**optional on request**)
- DTS100 Mobile Computer and Scanner (**optional**)
- Watchdog (**optional**)
- Light barrier (**optional on request**)

A detailed description of the individual components can be at www.zera.de.



Standard Meter Test System for 20 Positions – Advanced Communication –

Ord.No. **101655800**

This predefined, standardized meter test system is suitable for testing metrology and communication of the meter. Using additional interfaces an advanced data communication test of a Smart Meter is possible.

The offered system consists the following components

Number of test positions

- 20 measuring stations (2 test tables)

Mechanical part

- TK325 scanning head with scanning head suspension – advanced
- CA2000 Communication adapter
- Quick connecting device 60 A
- Set meter suspension and connection via free wiring

Measuring system

- STM4000 digital measuring system with SCR4000 stationary control unit

Calibration

- Factory calibration , 50 Hz or 60 Hz
- DAkKS calibration , 50 Hz or 60 Hz (**optional**)

Other components

- EPZ303, Reference Meter
- FG301, Frequency Generator
- VI202, Current Amplifier 3x
- VU221, Voltage Amplifier
- ICT123, Isolating Current Transformer
- PC incl. WinSAM test software and 24" monitor.
- DLMS license (**optional on request**)
- DTS100 Mobile Computer and Scanner (**optional**)
- Security package (**optional**)

A detailed description of the individual components can be found at www.zera.de.



Standard Meter Test System for 10 Positions – Communication –

Ord.No. **101645500**

This predefined, standardized meter test system is suitable for testing metrology and communication of the meter.

The offered system consists the following components

Number of test positions

- 10 measuring stations (1 test table)

Mechanical part

- TK326 scanning head with scanning head suspension – standard
- CA2000 Communication adapter
- Quick connecting device 60 A
- Set meter suspension and connection via free wiring

Measuring system

- STM4000 digital measuring system with STM4000 stationary control unit

Calibration

- Factory calibration , 50 Hz or 60 Hz
- DAkKS calibration , 50 Hz or 60 Hz (**optional**)

Other components

- EPZ303, Reference Meter
- FG301, Frequency Generator
- VI222, Current Amplifier 3x
- VU221, Voltage Amplifier
- ICT123, Isolating Current Transformer
- PC incl. WinSAM test software and 24" monitor.
- DLMS license (**optional on request**)
- DTS100 Mobile Computer and Scanner (**optional**)
- Watchdog (**optional**)

A detailed description of the individual components can be found at www.zera.de.



Standard Meter Test System for 20 Positions – Communication –

Ord.No. **101655900**

This predefined, standardized meter test system is suitable for testing metrology and communication of the meter.

The offered system consists the following components

Number of test positions

- 20 measuring stations (2 test tables)

Mechanical part

- TK326 scanning head with scanning head suspension – standard
- CA2000 Communication adapter
- Quick connecting device 60 A
- Set meter suspension and connection via free wiring

Measuring system

- STM4000 digital measuring system with STM4000 stationary control unit

Calibration

- Factory calibration , 50 Hz or 60 Hz
- DAkKS calibration , 50 Hz or 60 Hz (**optional**)

Other components

- EPZ303, Reference Meter
- FG301, Frequency Generator
- VI202, Current Amplifier 3x
- VU221, Voltage Amplifier
- ICT123, Isolating Current Transformer
- PC incl. WinSAM test software and 24" monitor.
- DLMS license (**optional on request**)
- DTS100 Mobile Computer and Scanner (**optional**)
- Watchdog (**optional**)

A detailed description of the individual components can be found at www.zera.de.



Standard Meter Test System for 10 Positions – Metrology –

Ord.No. **101648000**

This predefined, standardized meter test system is suitable for purely metrological testing if no communication of the meter is required to be tested.

The offered system consists the following components

Number of test positions

- 10 measuring stations (1 test table)

Mechanical part

- TK326 Scanning head with scanning head suspension – standard
- Quick connecting device 60 A
- Set meter suspension and connection via free wiring

Measuring system

- DS421 Multi-position error calculator with DSA400 display module

Calibration

- Factory calibration , 50 Hz or 60 Hz
- DAkkS calibration , 50 Hz or 60 Hz (**optional**)

Other components

- EPZ303, Reference Meter
- FG301, Frequency Generator
- VI222, Current Amplifier 3x
- VU221, Voltage Amplifier
- ICT130, Isolating Current Transformer
- PC incl. WinSAM test software and 24" monitor.
- DTS100 Mobile Computer and Scanner (**optional**)
- Watchdog (**optional**)

A detailed description of the individual components can be found at www.zera.de.



Standard Meter Test System for 20 Positions – Metrology –

Ord.No. **101656000**

This predefined, standardized meter test system is suitable for purely metrological testing if no communication of the meter is required to be tested.

The offered system consists the following components

Number of test positions

- 20 measuring stations (2 test tables)

Mechanical part

- TK326 Scanning head with scanning head suspension – standard
- Quick connecting device 60 A
- Set meter suspension and connection via free wiring

Measuring system

- DS421 Multi-position error calculator with DSA400 display module

Calibration

- Factory calibration , 50 Hz or 60 Hz
- DAkkS calibration , 50 Hz or 60 Hz (**optional**)

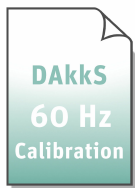
Other components

- EPZ303, Reference Meter
- FG301, Frequency Generator
- VI202, Current Amplifier 3x
- VU221, Voltage Amplifier
- ICT130, Isolating Current Transformer
- PC incl. WinSAM test software and 24" monitor.
- DTS100 Mobile Computer and Scanner (**optional**)
- Watchdog (**optional**)

A detailed description of the individual components can be found at www.zera.de.

DAkKS DKD-Calibration for Instrument

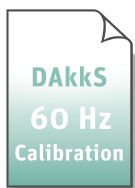
DAkKS DKD-Calibration for EPZ3xx, 50 Hz
incl. DKD-Calibration Certificate acc. IEC 17025
Load points according to ZERA regulations.
Summary of used load points
can be downloaded at www.zera.de.
Additional load points are subject to charges.

Ord.No. **100006811**

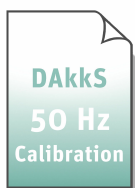
DAkKS DKD-Calibration for EPZ3xx, 60 Hz
incl. DKD-Calibration Certificate acc. IEC 17025
Load points according to ZERA regulations.
Summary of used load points
can be downloaded at www.zera.de.
Additional load points are subject to charges.

Ord.No. **100006876**

DAkKS DKD-Calibration for ICT123, 50 Hz
incl. DKD-Calibration Certificate acc. IEC 17025
Load points according to ZERA regulations.
Summary of used load points
can be downloaded at www.zera.de.
Additional load points are subject to charges.

Ord.No. **100519633**

DAkKS DKD-Calibration for ICT123, 60 Hz
incl. DKD-Calibration Certificate acc. IEC 17025
Load points according to ZERA regulations.
Summary of used load points
can be downloaded at www.zera.de.
Additional load points are subject to charges.

Ord.No. **100519686**

DAkKS DKD-Calibration for ICT130, 50 Hz
incl. DKD-Calibration Certificate acc. IEC 17025
Load points according to ZERA regulations.
Summary of used load points
can be downloaded at www.zera.de.
Additional load points are subject to charges.

Ord.No. **101173940**

**DAkKS DKD-Calibration for ICT130, 60 Hz**

incl. DKD-Calibration Certificate acc. IEC 17025

Load points according to ZERA regulations.

Summary of used load points

can be downloaded at www.zera.de.

Additional load points are subject to charges.

Ord.No.

101173941**Special Accessories (General)****DTS100 Mobil computer und scanner****incl. charging station (cradle)**

4.7" display, color, touch function

Dimensions (HxWxD): 161 mm x 84 mm x 20.5 mm

Weight: 360 g

Input and transfer of meter-specific data

Menu-guided input area with predefined,
user-specific values (WinSam/CheckCon)

2D barcode scanner

Data transfer via WIFI or cradle

Operating system: Android

4 GB RAM, 32 GB flash memory

Lithium-ion battery, 3.6 V, 4040 mAh

>12 hours operating time

Ord.No.

101664800**Software-licence data interface DLMS**

Details must be clarified before ordering

Ord.No.

100053303



Watchdog for 10 Position Standard Meter Test System – Communication –

Ord.No. **101664400**

To protect the devices, the test equipment is equipped with an active system monitoring, a so-called watchdog.

The watchdog device will be integrated into the test system and starts a scan of the individual components of the test system at regular intervals. If the watchdog receive no feedback during its monitoring, it immediately activates the emergency stop loop.

System requirement: 2-channel emergency stop loop.

The scope of delivery includes the monitoring device (Watchdog), complete wiring and set of relays for automatic shutdown of the system.



Watchdog for 20 Position Standard Meter Test System – Communication –

Ord.No. **101664500**

To protect the devices, the test equipment is equipped with an active system monitoring, a so-called watchdog.

The watchdog device will be integrated into the test system and starts a scan of the individual components of the test system at regular intervals. If the watchdog receive no feedback during its monitoring, it immediately activates the emergency stop loop.

System requirement: 2-channel emergency stop loop.

The scope of delivery includes the monitoring device (Watchdog), complete wiring and set of relays for automatic shutdown of the system.




Watchdog for 10 Position Standard Meter Test System – Metrology –

Ord.No. **101664600**

To protect the devices, the test equipment is equipped with an active system monitoring, a so-called watchdog.

The watchdog device will be integrated into the test system and starts a scan of the individual components of the test system at regular intervals. If the watchdog receive no feedback during its monitoring, it immediately activates the emergency stop loop.

System requirement: 2-channel emergency stop loop.
The scope of delivery includes the monitoring device (Watchdog), complete wiring and set of relays for automatic shutdown of the system.




Watchdog for 20 Position Standard Meter Test System – Metrology –

Ord.No. **101664700**

To protect the devices, the test equipment is equipped with an active system monitoring, a so-called watchdog.

The watchdog device will be integrated into the test system and starts a scan of the individual components of the test system at regular intervals. If the watchdog receive no feedback during its monitoring, it immediately activates the emergency stop loop.


System requirement: 2-channel emergency stop loop.
The scope of delivery includes the monitoring device (Watchdog), complete wiring and set of relays for automatic shutdown of the system.



Set Security Package for 10 Position Standard Meter Test System – Premium Communication –

Ord.No. 101664200


To protect the operator and the devices, the test system is equipped with a **light barrier** and an active system monitoring device, so-called **watchdog**. The **light barrier** consists of a light curtain with LEDs, which is installed at the front side of the table edge. The rear side of the meter frame is protected against access by a protective panel (Plexiglas). To increase safety during the entire meter test, a **watchdog** device will be integrated into the test system. This starts a scan of the individual components of the test system at regular intervals. If the watchdog receive no feedback during its monitoring, it immediately activates the emergency stop loop.
System requirement: 2-channel emergency stop loop.



Set Security Package for 20 Position Standard Meter Test System – Premium Communication –

Ord.No. 101664300


To protect the operator and the devices, the test system is equipped with a **light barrier** and an active system monitoring device, so-called **watchdog**. The **light barrier** consists of a light curtain with LEDs, which is installed at the front side of the table edge. The rear side of the meter frame is protected against access by a protective panel (Plexiglas). To increase safety during the entire meter test, a **watchdog** device will be integrated into the test system. This starts a scan of the individual components of the test system at regular intervals. If the watchdog receive no feedback during its monitoring, it immediately activates the emergency stop loop.
System requirement: 2-channel emergency stop loop.



Set Security Package for 10 Position Standard Meter Test System – Advanced Communication –

Ord.No. 101645300

To protect the operator and the devices, the test system is equipped with a **light barrier** and an active system monitoring device, so-called **watchdog**. The **light barrier** consists of a light curtain with LEDs, which is installed at the front side of the table edge. The rear side of the meter frame is protected against access by a protective panel (Plexiglas). To increase safety during the entire meter test, a **watchdog** device will be integrated into the test system. This starts a scan of the individual components of the test system at regular intervals. If the watchdog receive no feedback during its monitoring, it immediately activates the emergency stop loop.
System requirement: 2-channel emergency stop loop.



Set Security Package for 20 Position Standard Meter Test System – Advanced Communication –

Ord.No. 101645400

To protect the operator and the devices, the test system is equipped with a **light barrier** and an active system monitoring device, so-called **watchdog**. The **light barrier** consists of a light curtain with LEDs, which is installed at the front side of the table edge. The rear side of the meter frame is protected against access by a protective panel (Plexiglas). To increase safety during the entire meter test, a **watchdog** device will be integrated into the test system. This starts a scan of the individual components of the test system at regular intervals. If the watchdog receive no feedback during its monitoring, it immediately activates the emergency stop loop.
System requirement: 2-channel emergency stop loop.

ZERA GmbH
Humboldtstrasse 2a
D-53639 Koenigswinter
Phone: +49 (0)2244 9277-0
E-Mail: zera@zera.de
Internet: www.zera.de
Managing Director: Horst Wächter
Headquarter: Königswinter

Commerzbank Bonn
IBAN: DE29 3804 0007 0113 3131 00
SWIFT (BIC): COBADEFF380

Kreissparkasse Köln
IBAN: DE15 3705 0299 0001 0784 92
SWIFT (BIC): COKSDE33

HRB 7073 Siegburg
VAT-IdNo. DE 218 515 479
WEEE-Reg.Nr. DE 53879641

Notes on using the product catalogue

When ordering, always state the order number.

Pictures can differ from original product.

We follow ZVEI terms of delivery, see on www.zera.de